



ಬೃಹತ್ ಬೆಂಗಳೂರು ಮಹಾನಗರ ಪಾಲಿಕೆ
Bruhat Bengaluru Mahanagara Palike



BBMP COVID-19 WAR ROOM BULLETIN – 15.07.2021



ABSTRACT OF COVID-19 CASES IN BENGALURU

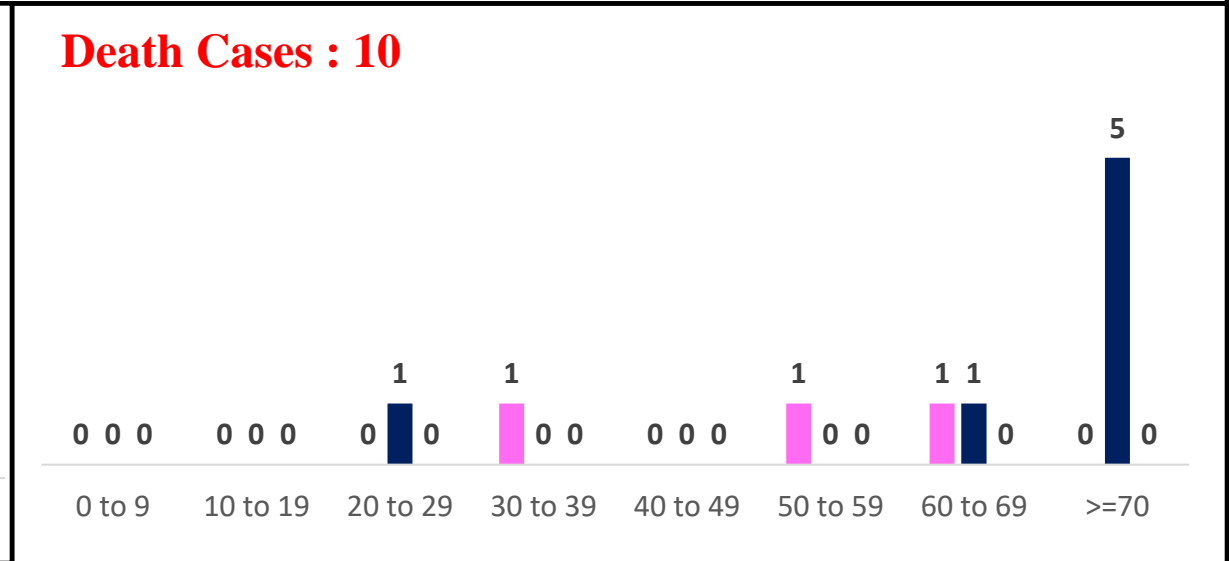
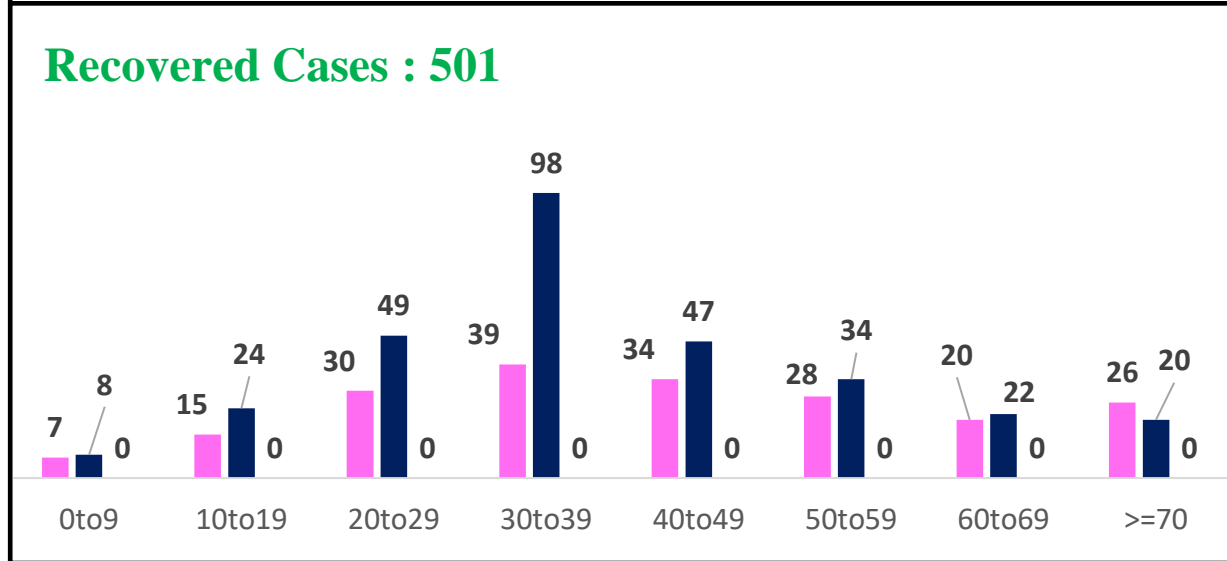
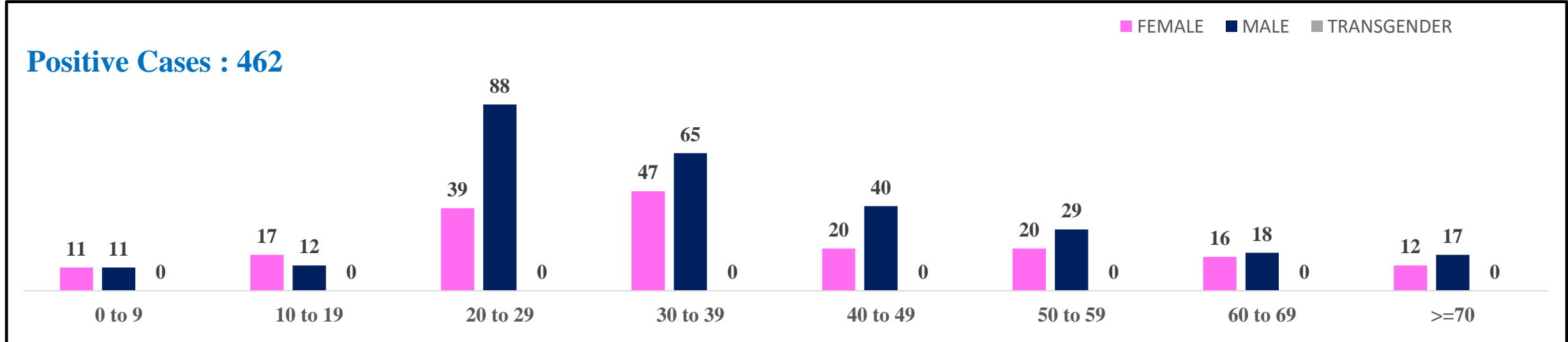


	MALE	FEMALE	TRANSGENDER	MALE	FEMALE	TRANSGENDER	TOTAL	
	Last 24 Hours	Last 24 Hours	Last 24 Hours	Cumulative	Cumulative	Cumulative	Last 24 Hours	Cumulative
Positive Cases	280	182	0	7,29,723	4,91,105	132	462	12,20,960
Recovered Cases	302	199	0	7,13,038	4,79,523	103	501	11,92,664
Death Cases	7	3	0	9,998	5,770	4	10*	15,772
Total Tests Done	In Last 24 hrs : 61,117					Cumulative : 1,56,90,993		
ACTIVE CASES					12,524			

* Covid deaths occurred today : 01 | Covid deaths occurred beyond last 24 hrs, reported today : 09



LAST 24 HOURS AGE GROUP AND GENDER WISE DISTRIBUTION





SNAPSHOT OF BENGALURU COVID-19 CASES IN LAST 8 WEEKS



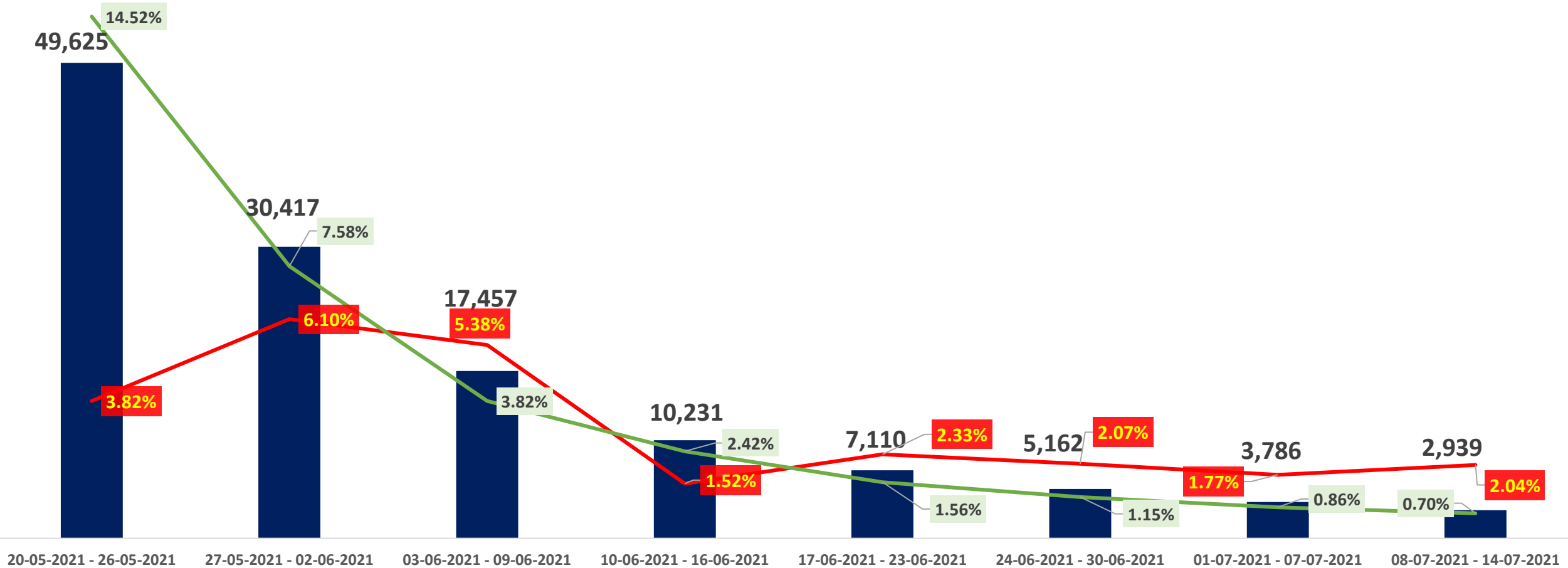
	20/05/21 TO 26/05/21	27/05/21 TO 02/06/21	03/06/21 TO 09/06/21	10/06/21 TO 16/06/21	17/06/21 TO 23/06/21	24/06/21 TO 30/06/21	01/07/21 TO 07/07/21	08/07/21 TO 14/07/21
Total Positive Cases	49,625	30,417	17,457	10,231	7,110	5,162	3,786	2,939
Total Recovered Cases	1,47,966	1,00,548	55,479	26,555	18,851	38,575	23,345	4,245
Total Death Cases	1,896	1,855	939	156	166	107	67	60
Case Fatality Rate	3.82%	6.10%	5.38%	1.52%	2.33%	2.07%	1.77%	2.04%
Total Tests Conducted	3,41,802	4,01,497	4,56,429	4,22,387	4,55,171	4,48,924	4,38,001	4,21,873
Positivity Rate	14.52%	7.58%	3.82%	2.42%	1.56%	1.15%	0.86%	0.70%



POSITIVITY AND MORTALITY RATE OF BENGALURU – LAST 8 WEEKS

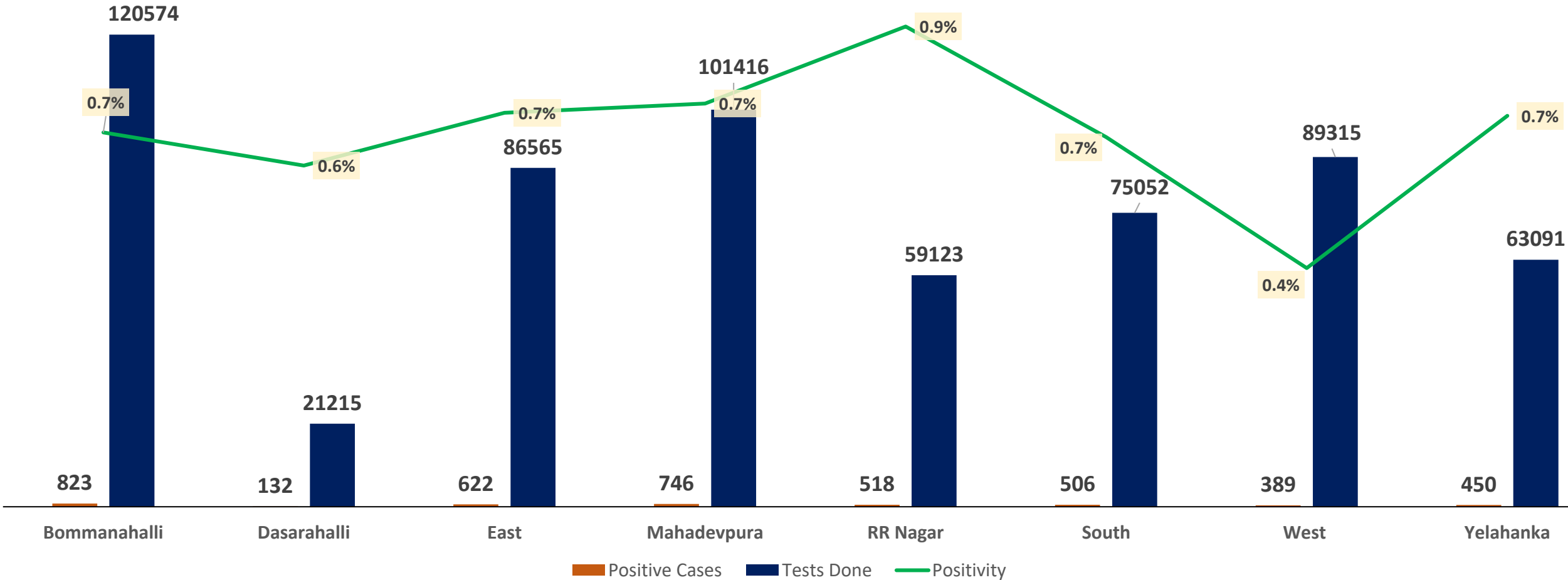


■ Total Positive Cases — Case Fatality Rate — Positivity Rate



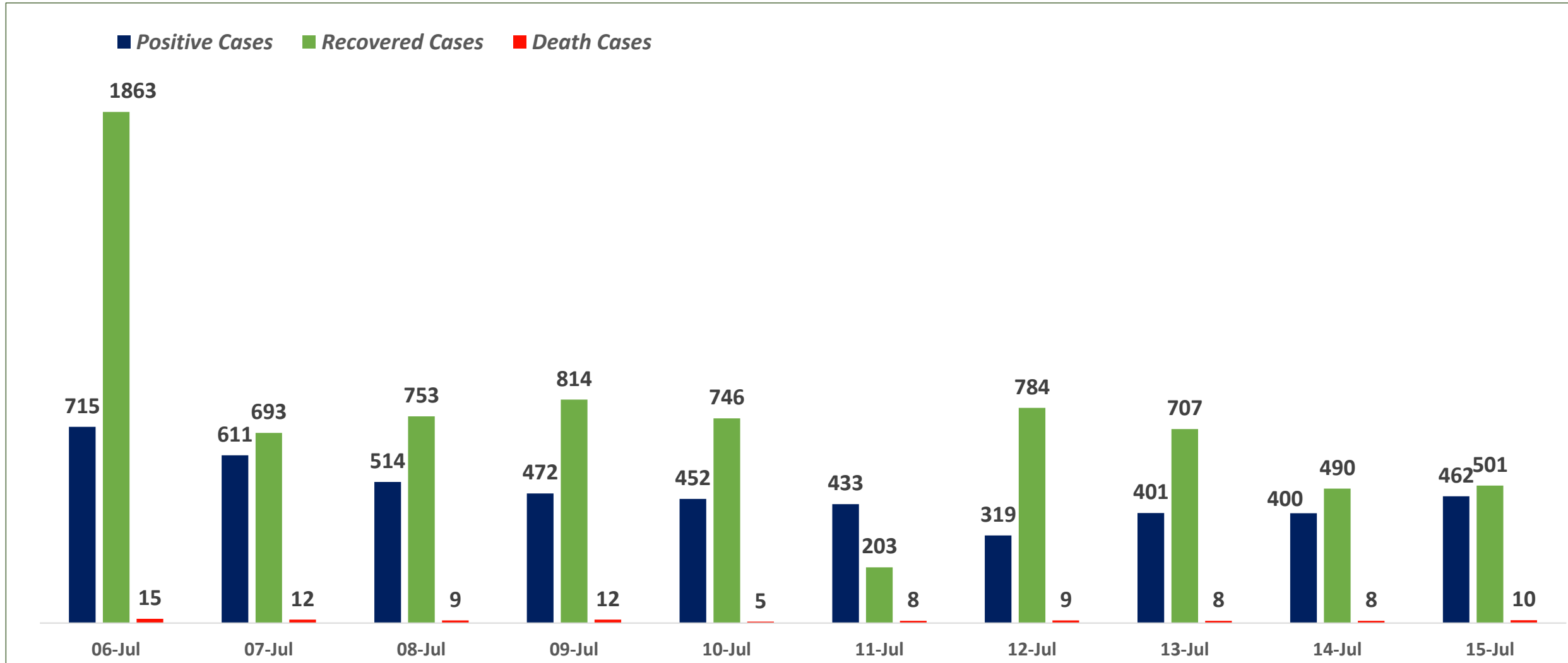


ZONE WISE POSITIVITY TREND IN LAST 10 DAYS





SNAPSHOT OF POSITIVE, RECOVERED AND DEATH CASES OVER LAST 10 DAYS ACROSS BBMP ZONES

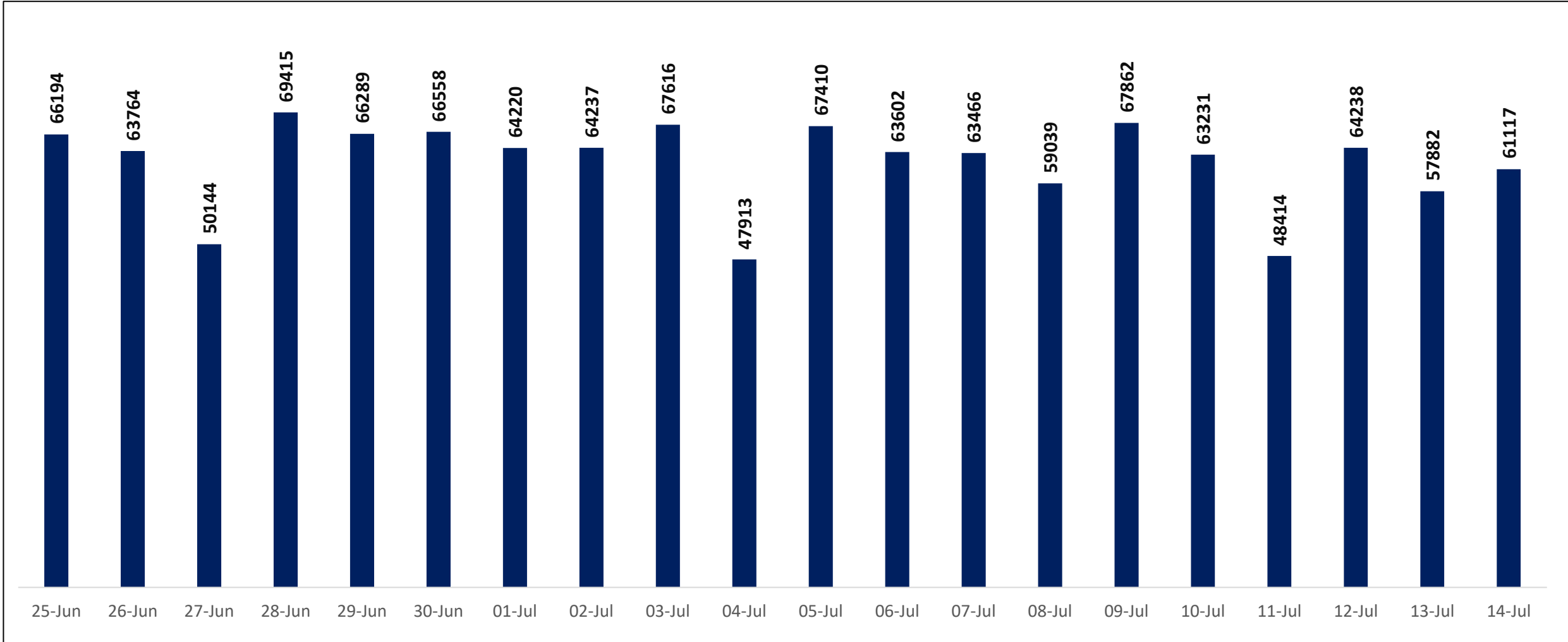




TESTING TRENDS IN BENGALURU

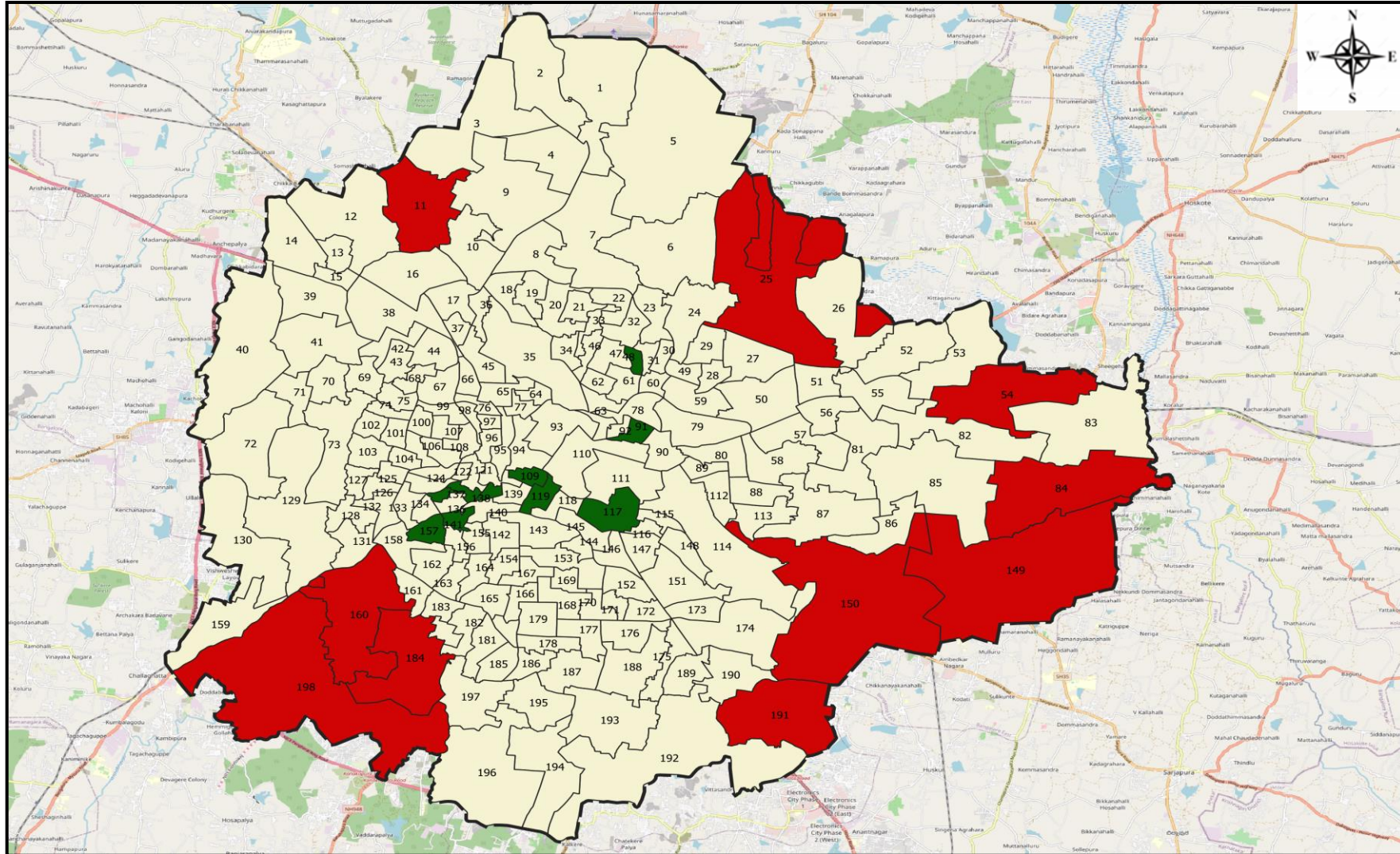


Total Test Conducted Till Date	Test Conducted Last 24 hours
1,56,90,993	61,117





BENGALURU URBAN MAP SHOWING TREND OF POSITIVE CASES IN LAST 10 DAYS



Top 10 wards reporting highest number of positive cases in last 10 days

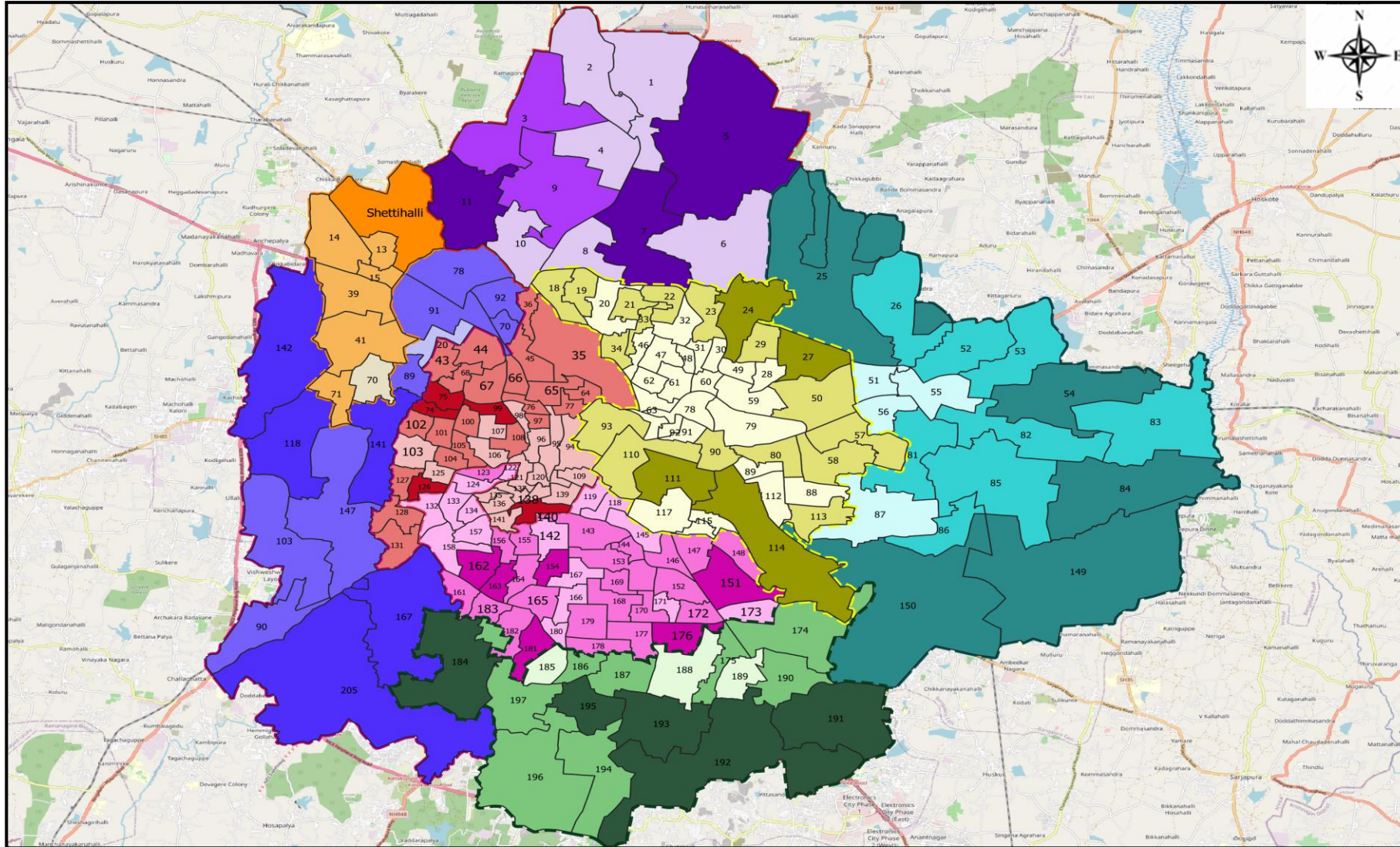
Ward No.	Ward Name
150	BELLANDURU
11	KUVEMPU NAGAR
25	HORAMAVU
184	UTTARAHALLI
191	SINGASANDRA
84	HAGADUR
149	VARTHURU
54	HUDI
198	HEMMIGEPURA
160	RAJARAJESHWARI NAGAR

Top 10 wards reporting least number of positive cases in last 10 days

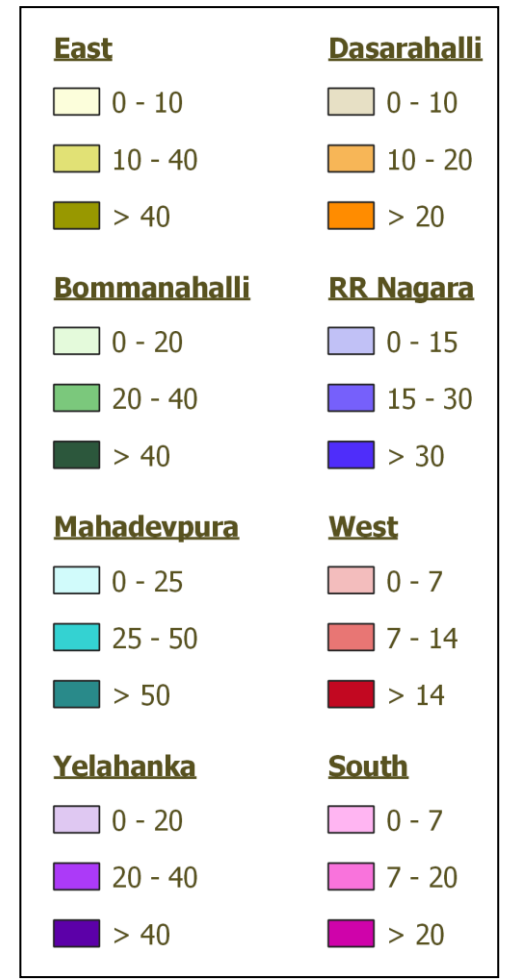
Ward No.	Ward Name
119	DHARMARAYA SWAMY TEMPLE
141	AZAD NAGAR
48	MUNESHWARA NAGAR
91	BHARATHI NAGAR
117	SHANTHI NAGAR
135	PADARAYANAPURA
137	RAYAPURA
157	GALI ANJANEYA TEMPLE
109	CHICKPETE
138	CHALAVADIPALYA



BENGALURU MAP SHOWING TREND OF WARD WISE POSITIVE CASES IN LAST 10 DAYS



Number Of Cases Reported

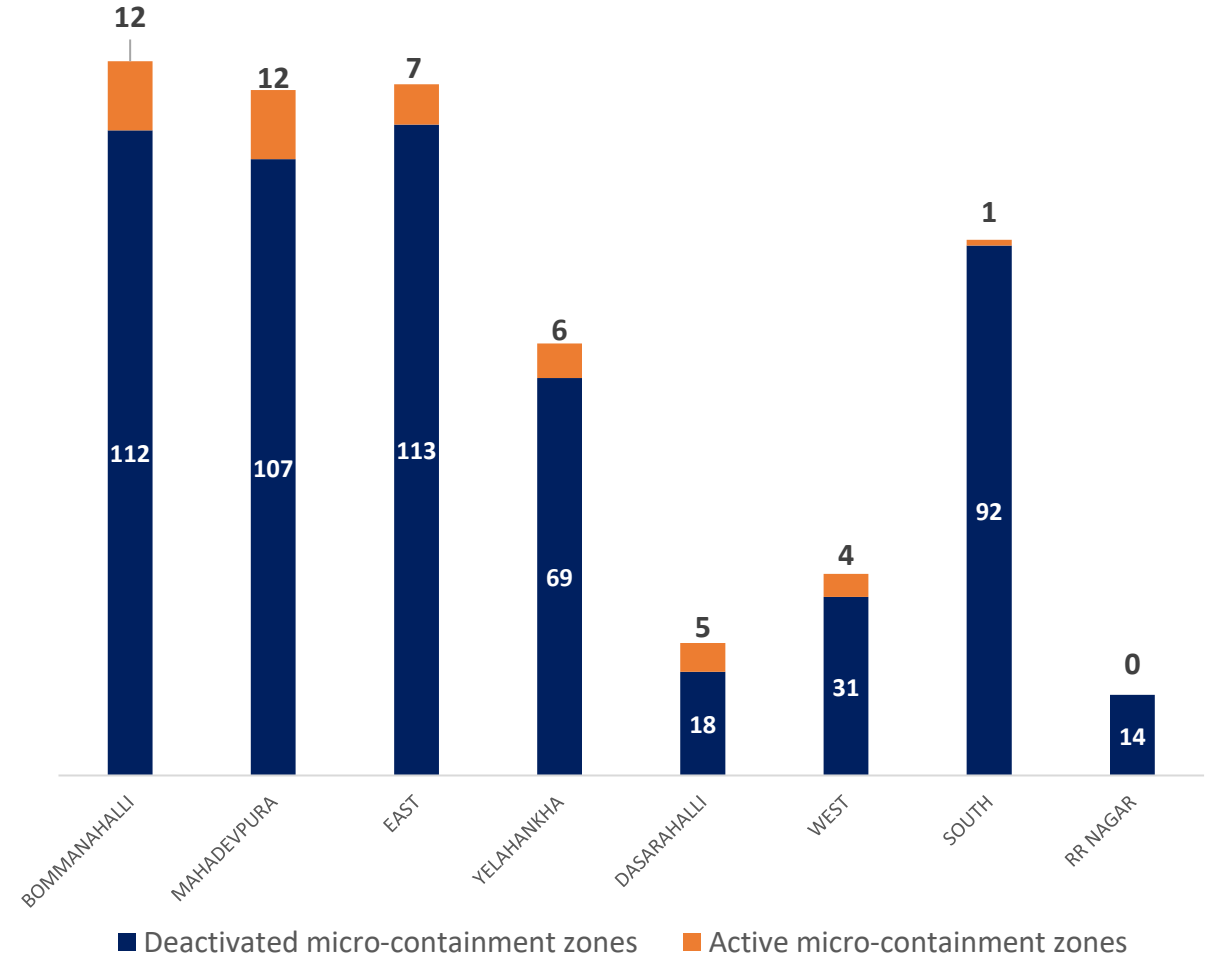




MICRO CONTAINMENT ZONE DETAILS

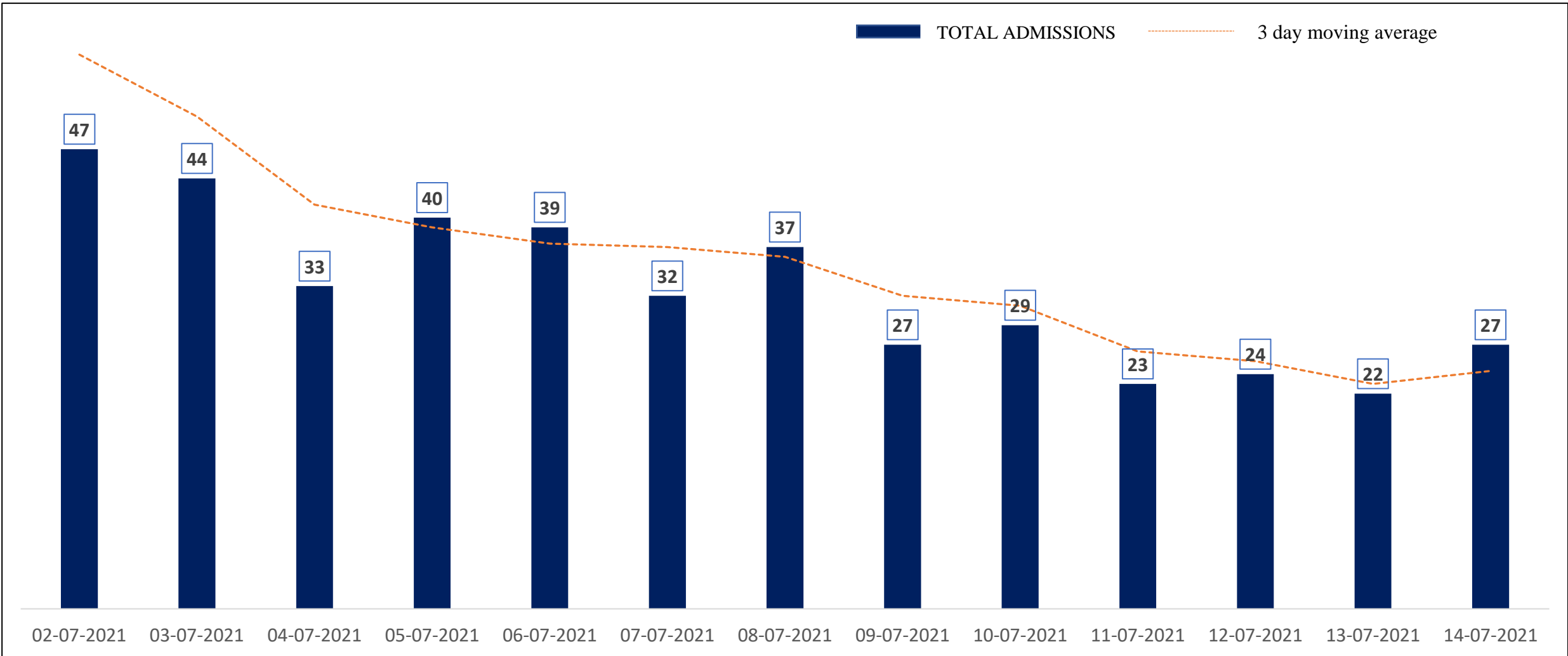


ZONE	TOTAL DECLARED	TOTAL DEACTIVATED	TOTAL ACTIVE
BOMMANAHALLI	124	112	12
MAHADEVPURA	119	107	12
EAST	120	113	7
YELAHANKHA	75	69	6
DASARAHALLI	23	18	5
WEST	35	31	4
SOUTH	93	92	1
RR NAGAR	14	14	0
TOTAL	603	556	47





HOSPITAL ADMISSIONS LAST 15 DAYS TREND



* Numbers as per Central Hospital Bed Management System (CHBMS)

* Only Fresh Admissions considered



COVID BED STATUS AS ON 15.07.2021



SR. NO.	Facility Type	No. of Hospital	Total Allocated Beds for C+ Patients					Occupied Beds for C+ Patients					Net Available Beds for C+ Patients				
			Gen Beds	HDU	ICU Beds	ICU-V	Total	Gen Beds	HDU	ICU Beds	ICU-V	Total	Gen Beds	HDU	ICU Beds	ICU-V	Total
1	Government Medical Colleges	4	20	621	53	76	770	0	17	7	8	32	20	604	46	68	738
2	Government Hospitals	16	649	210	65	127	1,051	63	50	8	31	152	586	160	57	96	899
3	Private Medical Colleges	12	792	936	136	203	2,067	11	15	11	15	52	781	921	125	188	2,015
4	Private Hospitals	63	652	692	293	166	1,803	110	22	35	49	216	542	670	258	117	1,587
Total Beds		95	2,113	2,459	547	572	5,691	184	104	61	103	452	1,929	2,355	486	469	5,239

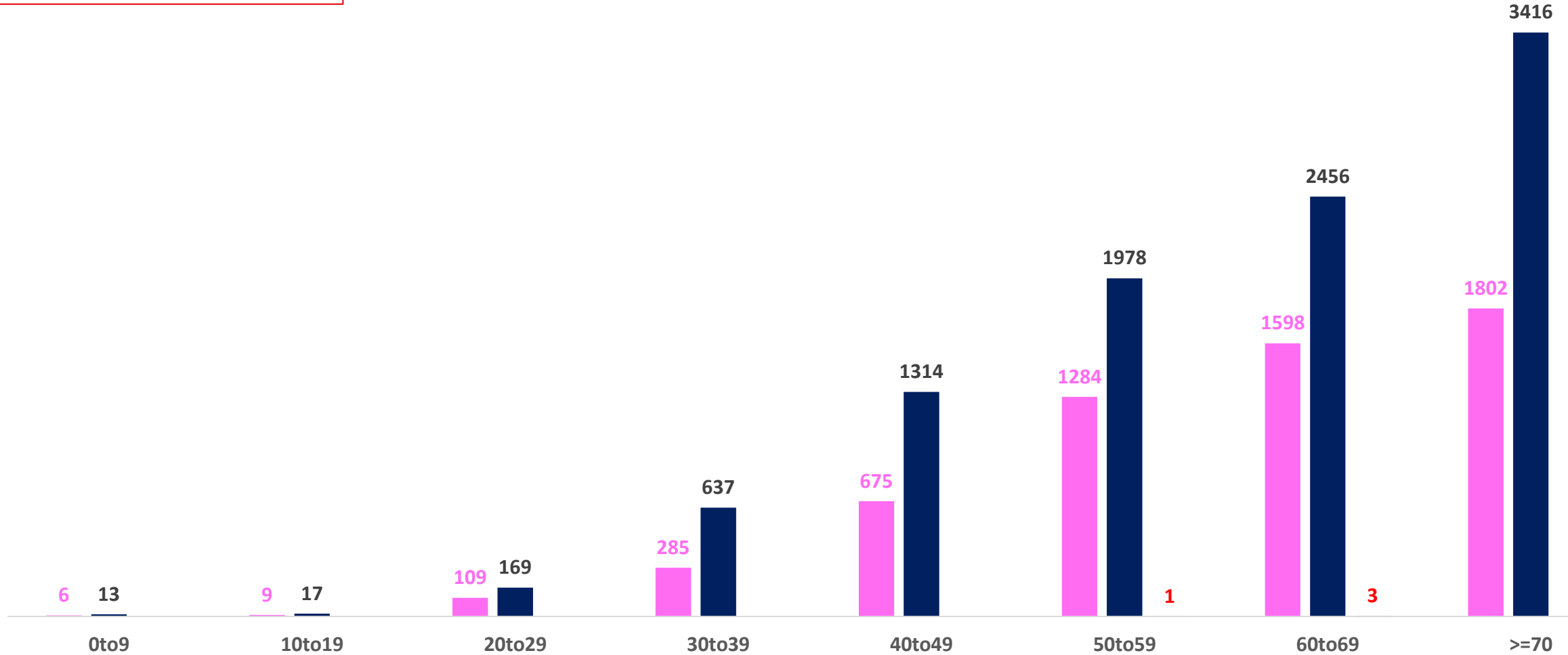


AGE AND GENDER WISE DISTRIBUTION OF DEATH CASES



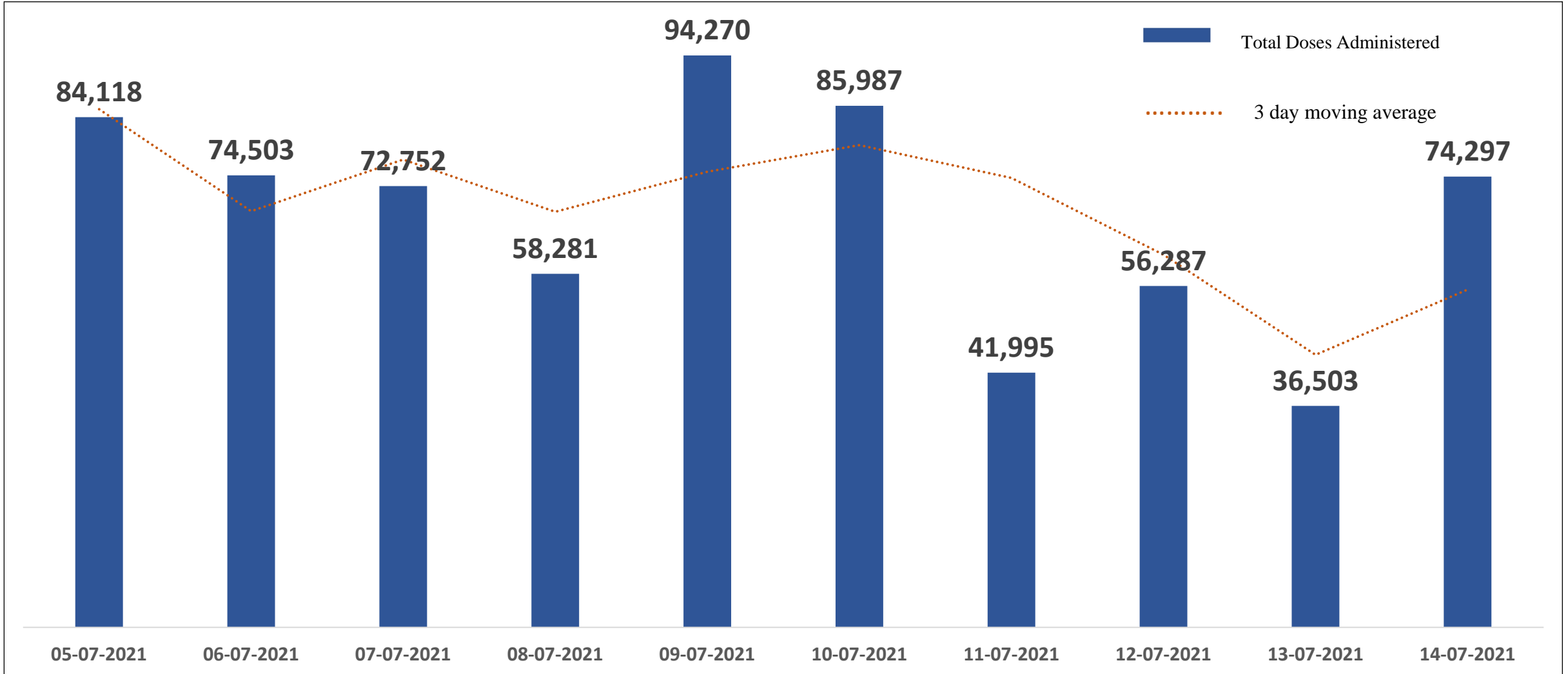
Death Cases: 15,772

Female Male Transgender





TOTAL VACCINE DOSES ADMINISTERED IN LAST 10 DAYS

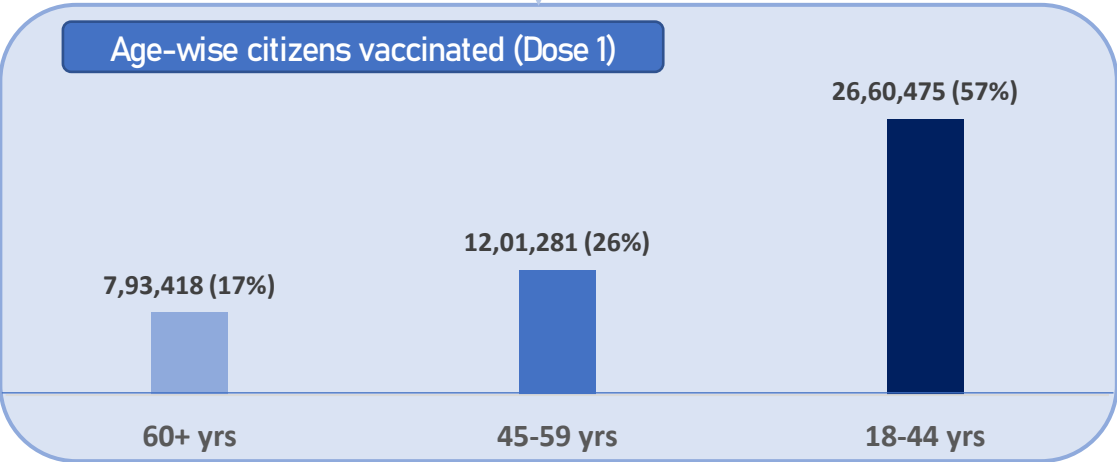
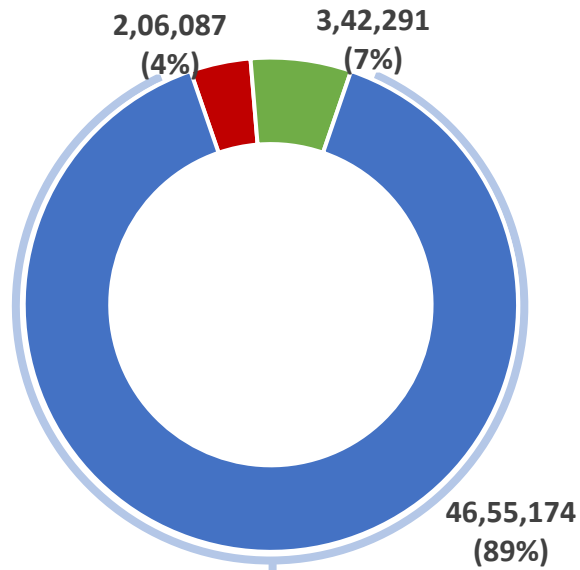




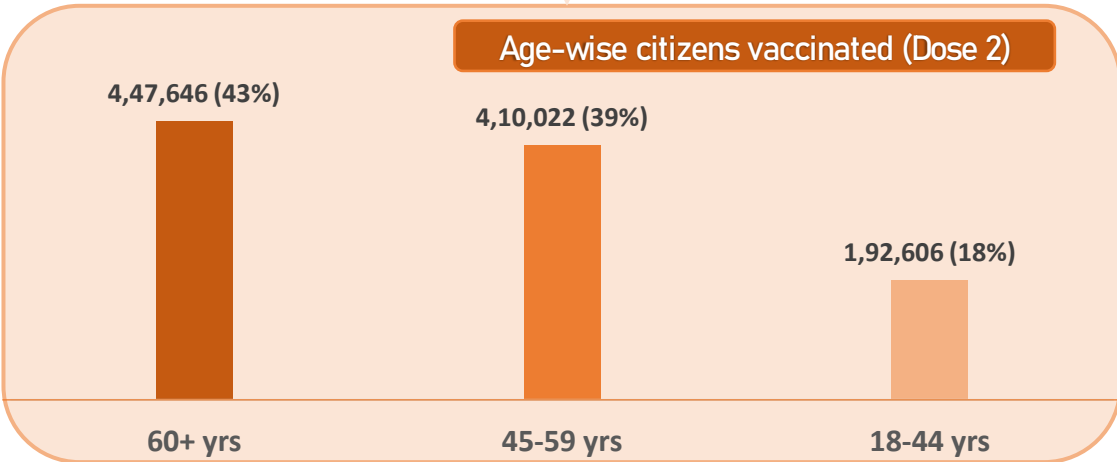
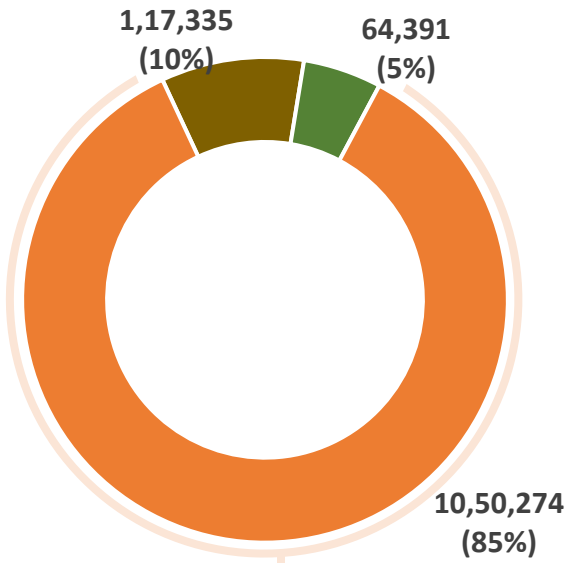
CATEGORY WISE CUMULATIVE VACCINATION IN BBMP



Dose 1



Dose 2



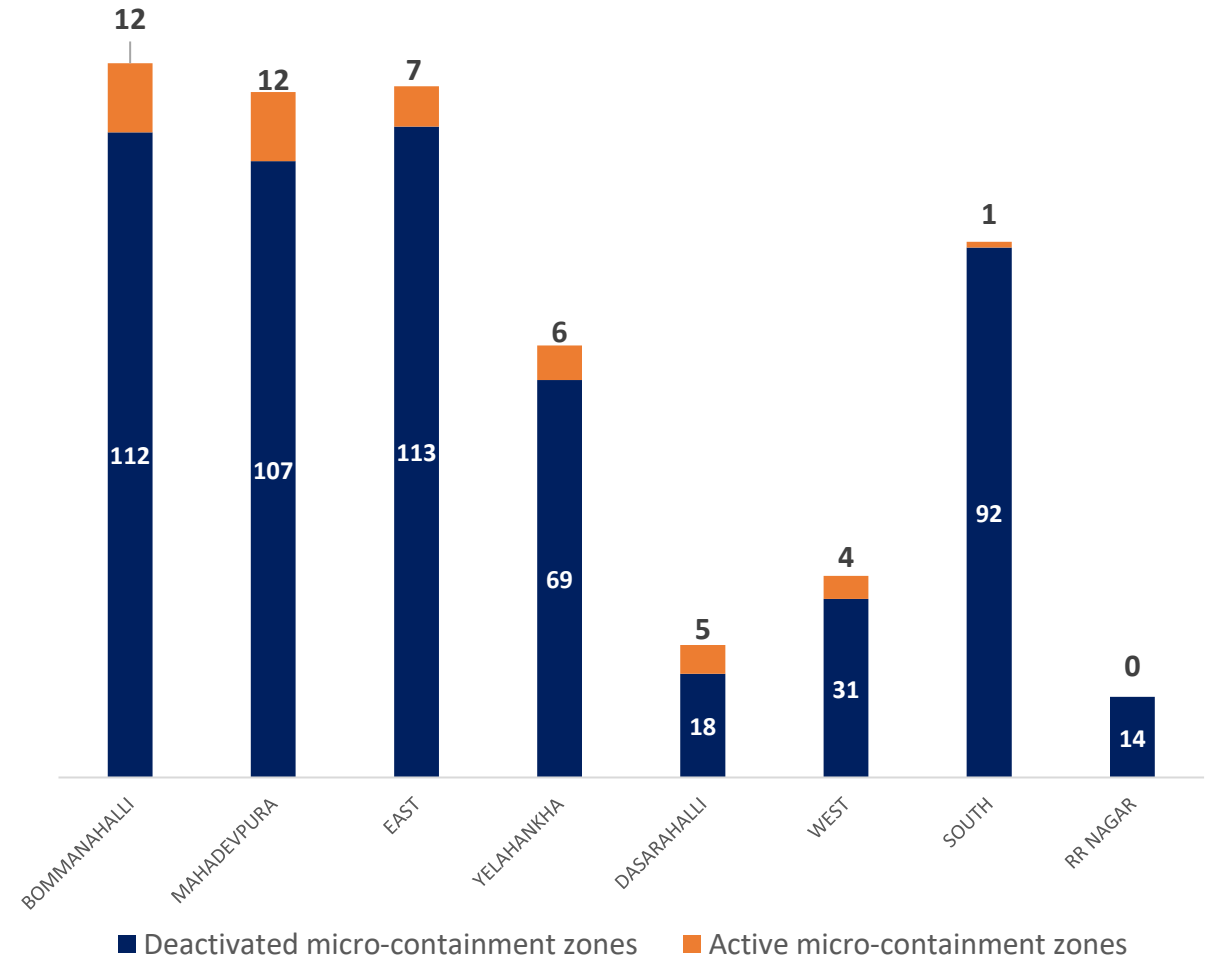
*HCW : Health Care Workers
 *FLW : Front Line Workers



MICRO CONTAINMENT ZONE DETAILS

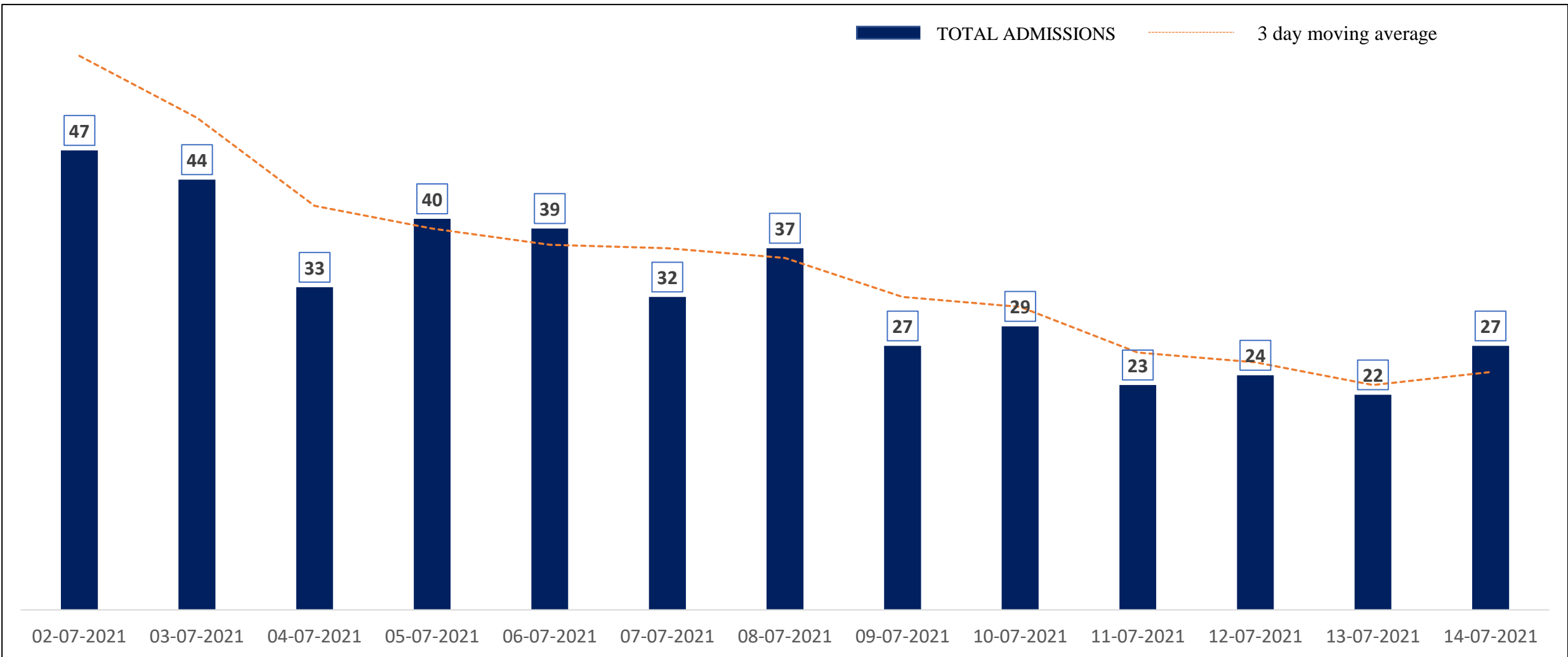


ZONE	TOTAL DECLARED	TOTAL DEACTIVATED	TOTAL ACTIVE
BOMMANAHALLI	124	112	12
MAHADEVPURA	119	107	12
EAST	120	113	7
YELAHANKHA	75	69	6
DASARAHALLI	23	18	5
WEST	35	31	4
SOUTH	93	92	1
RR NAGAR	14	14	0
TOTAL	603	556	47





HOSPITAL ADMISSIONS LAST 15 DAYS TREND



* Numbers as per Central Hospital Bed Management System (CHBMS)

* Only Fresh Admissions considered



SNAPSHOT OF COVID-19 CASES IN BENGALURU URBAN



**Total Wards With
< =10 Cases* :
75**

**Tests Conducted
On 14.07.2021:
61,117**

**Recovery
Rate:
97.68%**

**Total
Active Cases :
12,524**

**Total Vaccinated on
14.07.2021:
74,297**

**Positivity
Rate* :
0.70%**

**Active
Rate:
1.03%**

**Case
Fatality Rate* :
2.04%**



*Total positive cases In the past 10 days

*CFR and positivity is for Past 7 days



ಬೃಹತ್ ಬೆಂಗಳೂರು ಮಹಾನಗರ ಪಾಲಿಕೆ
Bruhat Bengaluru Mahanagara Palike



Download BBMP Bulletin	https://apps.bbmpgov.in/covid19/mediabulletin.php
For BBMPCovid19 Bed Status:	https://apps.bbmpgov.in/covid19/en/Bedstatus.php
To register for vaccination :	https://selfregistration.cowin.gov.in/
BBMP COVID19 Dashboard:	https://apps.bbmpgov.in/covid19/
Follow us on:	 www.facebook.com/bbmp.comm1/
	 twitter.com/BBMPCOMM


Issued by:

**Honorable Chief Commissioner, BBMP
Special Commissioner Health & IT, BBMP
MD, Bengaluru Smart City Limited**



THANK YOU !

How COVID-19
is passed on by droplets

TALKING COUGHING SNEEZING



How to stop the spread

- ↔ Keep at least two meters from other people
-  Wear a mask when you leave the house
-  Try not to touch surfaces when outside your home - and wash your hands with soap straight after if you do!

unicef | for every child